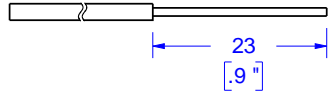


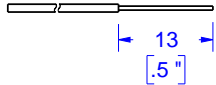
© COPYRIGHT 2010 BY INDUSTRIAL FIBER OPTICS, INC.
ALL RIGHTS RESERVED.

REVISIONS

REV	DESCRIPTION	ECO	DATE	DWN	APVD
B	Added 51 0175	0126	10/27/2011	BB	AR



GH4001 STRIP LENGTH: 23mm



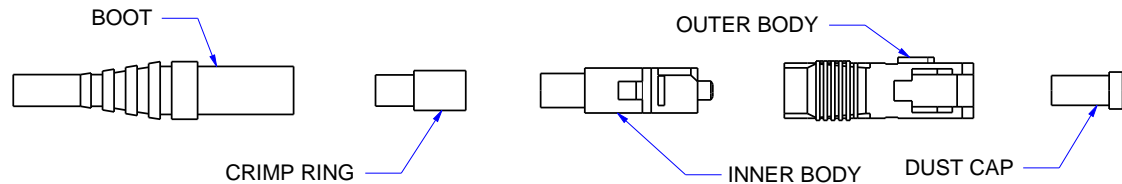
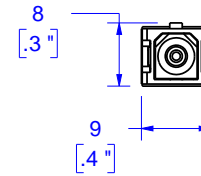
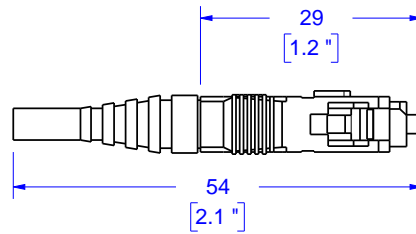
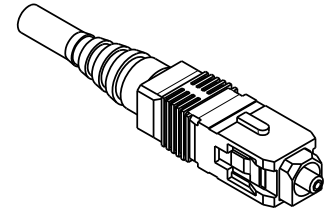
SH2001 STRIP LENGTH: 13mm

NOTES:

- SUITABLE FOR 1mm POF WITH 2.2mm OR 3mm JACKET OR .5mm POF WITH 1mm JACKET

INSTRUCTIONS:

- STRIP JACKET FROM FIBER AS ABOVE
- SLIP BOOT OVER CABLE JACKET
- CRIMP CRIMP RING TO BACK OF INNER BODY USING .190 ROUND CRIMPER
- APPLY EPOXY TO BARE FIBER AND INSERT INTO FERRULE
- POLISH AFTER EPOXY HAS CURED FULLY



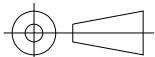
RECOMMENDED EPOXY:
EPO-TEK 301

CRIMP TOOL:
IF 370045
.190 ROUND

Part Number	Description
51 0049	For 1mm POF
51 0175	For .5mm POF

UNLESS OTHERWISE SPECIFIED DIMENSIONS MILLIMETERS [IN.]	PRODUCT
	MATERIAL
TOLERANCES 0 PLC: ± 1 SURFACE TEXTURE: 3.2 ✓ 1 PLC: ± .25 2 PLC: ± .127 3 PLC: ± .025 4 PLC: ± .013 ANGLE: ± 1/2°	FINISH
	DRAWN BY B. Bidwell
	DATE 2/8/2010
	CHECKED BY A. Reyes
REMOVE BURRS AND SHARP EDGES FLATNESS .005mm PER mm ALL DIMENSIONS AFTER FINISH	DATE 2/11/2010

Industrial Fiber Optics TEMPE, AZ 85281			
SC Connector			
NAME	SIZE A	SCALE 1:1	REV B
PART NUMBER 51 0049	DO NOT SCALE DRAWING		Sheet 1 of 1



METRIC